



District Report Card: 2017


State: Maharashtra	District: Raigarh (maharashtra)
Class: 8	Subject: Language
Schools: 51	Students: 1426


Participation/Coverage


Students

GENDER 	Boys		Girls	
	Number	%	Number	%
	771	54.07	655	45.93

AREA 	Rural		Urban	
	Number	%	Number	%
	1081	75.81	345	24.19

CATEGORY 	SC		ST		OBC		GEN	
	Number	%	Number	%	Number	%	Number	%
	93	6.52	252	17.67	545	38.22	536	37.59

CWSN 	LD	VI	HI	S&LD	ID	Oth
	3	6	1	4	2	34

Management 	Government		Government-aided	
	Number	%	Number	%
	114	7.99	1312	92.01

Average Performance of Students in Language (%)

Overall	Gender		Area		Management		Social Group			
	Male	Female	Rural	Urban	Govt.	Aided	SC	ST	OBC	GEN
61.72	59.16	64.72	61.34	62.88	51.17	62.63	63.15	50.32	66.75	61.70

Performance on Learning Outcomes (LOs)

Learning Outcomes	Description	Average Performance(%)
L813	Read textual/non-textual materials with comprehension and identifies the details, characters, main idea and sequence of ideas and events while reading	61.72

Range of Performance of Students who Answered Correctly							
Below 30%		30% - 50%		50% - 75%		Above 75%	
Number	%	Number	%	Number	%	Number	%
136	9.54	241	16.90	665	46.63	384	26.93

Lowest Performing Learning Outcomes (LOs)

1 - Read textual/non-textual materials with comprehension and identifies the details, characters, main idea and sequence of ideas and events while reading (61.72)